



STORAGE AND HANDLING OF APA TRADEMARKED PANELS

To assure optimum performance, APA-trademarked wood structural panels must be stored and handled properly. The following guidelines will help protect panels from damage in storage, during shipment, and on the jobsite.

Handling In Transit

Take precautions to protect panel ends and edges during shipment, especially with tongue-and-groove and shiplap-edged products. Place panels on pallets or bunks before moving them with a forklift.

If panels are shipped on open truckbeds, cover them with a tarp. For open railcar shipment use lumber wrap to keep panels dry and clean.

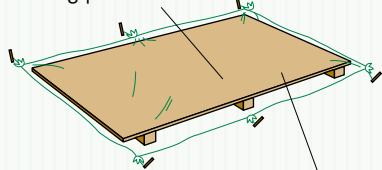
Storage in the Yard and on the Jobsite

Whenever possible, store panels under a roof. Keep sanded panels and appearance-grade products away from high traffic areas to prevent damage to surfaces. Use pieces of lumber to weight down the top panel in a stack to reduce warpage from humidity. If moisture absorption is expected, cut steel bands on bundles to prevent edge damage.

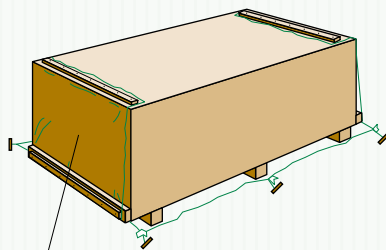
If panels must be stored outside, stack them on a level platform supported by at least three 4 x 4s to keep them off the ground. Place one 4 x 4 in the center and the other two 12 to 16 inches from the ends. Never leave panels or the platform in direct contact with the ground.

Cover the stack loosely with plastic sheets or tarps. Anchor the covering at the top of the stack, but keep it open and away from the sides and bottom to assure good ventilation. Tight coverings prevent air circulation and when exposed to sunlight, may promote mold or mildew.

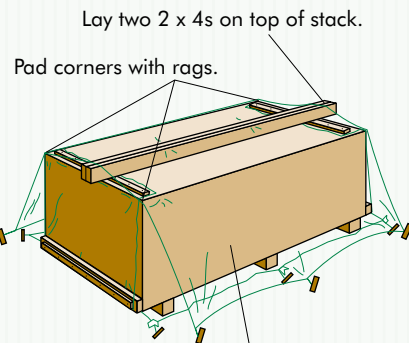
Build platform of cull panel and scrap lumber 4 x 4s for stacking panels.



Stretch plastic film over platform to block passage of ground moisture.



Nail film to top panel and drape over ends for protection against driving rain. Weight lower end with 2 x 4.



Lay two 2 x 4s on top of stack.

Pad corners with rags.

Stretch film over stack and secure to tie-down stakes.

We have field representatives in most major U.S. cities and in Canada who can help answer questions involving APA trademarked products. For additional assistance in specifying engineered wood products, contact us:

**APA – THE ENGINEERED
WOOD ASSOCIATION
HEADQUARTERS**

7011 So. 19th St. ■ P.O. Box 11700
Tacoma, Washington 98411-0700
(253) 565-6600 ■ Fax: (253) 565-7265

(International Offices:
Bournemouth, United Kingdom;
Mexico City, Mexico; Tokyo, Japan.)



www.apawood.org

PRODUCT SUPPORT HELP DESK

(253) 620-7400
E-mail Address: help@apawood.org

The product use recommendations in this publication are based on APA – The Engineered Wood Association's continuing programs of laboratory testing, product research, and comprehensive field experience. However, because the Association has no control over quality of workmanship or the conditions under which engineered wood products are used, it cannot accept responsibility for product performance or designs as actually constructed. Because engineered wood product performance requirements vary geographically, consult your local architect, engineer or design professional to assure compliance with code, construction, and performance requirements.

Form No. U450D
Revised June 2002/0010

